

2009 MAZDA6 Sport Sedan

Engine & Mechanical



S standard **O** option **—** not available



2009 MAZDA6 Sport Sedan	i SV	i SPORT	i TOURING	i GRAND TOURING	S SPORT	S TOURING	S GRAND TOURING
Engine							
Engine Type	2.5L DOHC 16-valve 4-cylinder with VVT			3.7L DOHC 24-valve 6-cylinder with VVT			
Horsepower, SAE net	170 @ 6000 rpm (168 @ 6000 rpm for I4 PZEV)			272 @ 6250 rpm			
Torque, SAE net (lb./ft.)	167 @ 4000 rpm (166 @ 4000 rpm for I4 PZEV)			269 @ 4250 rpm			
Displacement (cubic inches)	151.9			227.4			
Bore x Stroke (millimeters)	89 x 100			95.5 x 86.7			
Compression ratio	9.7:1			10.3:1			
Valvetrain	4 valves per cylinder			4 valves per cylinder			
Redline	6,200 rpm			6,500 rpm			
Engine Block	Aluminum alloy						
Cylinder Heads	Aluminum alloy						
Fuel System							
Fuel injection	Multi-port electronic fuel injection						
Recommended fuel	Regular unleaded 87 octane						
Emission control (CAL = CA, CT, MA, ME, NJ, NY, OR, RI, PA, VT, WA)	Manual = LEV-2 LEV			LEV-2 ULEV			
	Automatic = LEV-2 SULEV (PZEV)						
Fuel Economy							
Mileage, City/Highway (mpg) – manual transmission *	20/29			--			
Mileage, City/Highway (mpg) – automatic transmission *	21/30			17/25			
Drivetrain							
Type	Front-Wheel Drive (FWD)						
Transmissions, manual	6-speed manual			--			
Transmissions, automatic	--	5-speed Sport AT w/ overdrive			6-speed Sport AT w/ overdrive		

Suspension and Chassis

Front suspension	Independent, high-mount double wishbone, coil springs, and stabilizer bar
Rear suspension	Independent, E-type multi-link, coil springs, and stabilizer bar
Steering type	Rack-and-pinion
Power assist	Engine speed-sensing variable assist
Overall steering ratio	16.2:1
Steering wheel turns-to-lock	2.9
Turning circle, curb-to-curb (feet)	35.4
Braking system	Power assist; 4-wheel, 4-sensor, 4-channel Anti-Lock Brake System with Electronic Brakeforce Distribution
Front brakes	Ventilated discs
Rear brakes	Solid discs
Parking brake	Mechanical, hand-operated on rear wheels

Tires and Wheels

Tires	P205/65R16 H-rated all-season	P215/55R17 V-rated all season	P235/45R18 W-rated all season
Wheels	16-inch x 6-inch steel wheel w/ cover	17-inch x 7-inch aluminum alloy	18-inch x 8-inch aluminum alloy
Temporary spare tire	T115/70 D16		

Weights

front / rear	60/40	
Curb weight, federal spec (lbs.) - M/T	3258	--
Curb weight, federal spec (lbs.) - A/T	3309	3547
Gross Vehicle Weight Rating (GVWR) lbs. manual transmission	4348	--
Gross Vehicle Weight Rating (GVWR) - front (lbs.) automatic transmission	4409	4592

Capacities

Oil (U.S. quarts)	4.7	4.9
Engine coolant (U.S. quarts)	8.9	9.3
Fuel tank (gallons)	18.5	

2009 MAZDA6 Sport Sedan



Exterior

standard option not available

2009 MAZDA6 Sport Sedan	i SV	i SPORT	i TOURING	i GRAND TOURING	S SPORT	S TOURING	S GRAND TOURING
Body							
Body-color sport-type front grill							
Body-color sport-type bumpers, door handles and side moldings							
Fog lights							
Halogen headlights							
Xenon headlights with auto on/off							
Power moonroof with interior sunshade							
Dual power remote mirrors							
Dual power remote heated mirrors							
Auto-dimming outside mirrors							
Blind Spot Monitoring (BSM) System w/ mirror warning indicator lights							
Mazda Advanced Keyless Entry and Start System							
Power moonroof with interior sunshade							
Windshield, green-tinted glass with sunshade							
Variable-intermittent windshield wipers							
Rain-sensing windshield wipers							
In-glass rear window antenna							
Rear sport-type combination taillights							
Rear LED combination taillights							
Single exhaust							
Single exhaust with dual outlets							
Tires and Wheels							
Tire size	P205/65 R16	P205/65 R16	P215/55 R17	P215/55 R17	P215/55 R17	P235/45 R18	P235/45 R18
Wheels, size / type	16" / Steel	16" / Steel	17" / Alloy	17" / Alloy	17" / Alloy	18" / Alloy	18" / Alloy
Exterior Dimensions							
Wheelbase (inches)	109.8						
Track, front (inches)	62.8 (16-inch & 17-inch) / 62.4 (18-inch)						
Track, rear (inches)	62.8 (16-inch & 17-inch) / 62.4 (18-inch)						
Length (inches)	193.7						
Width (inches)	72.4						
Height (inches)	57.9						

2009 MAZDA6 Sport Sedan



Interior

standard option not available

2009 MAZDA6 Sport Sedan	i SV	i SPORT	i TOURING	i GRAND TOURING	s SPORT	s TOURING	s GRAND TOURING
Comfort and Convenience							
12V power outlets - two							
Air conditioning with pollen filter							
Dual-zone automatic climate control							
Rear window defogger							
Manual day/night rearview mirror							
Auto-dimming inside mirror with HomeLink® System							
Auto-dimming outside mirrors							
Delayed courtesy lights (front & rear map lights, front door lights)							
Ignition switch illumination							
Mazda Advanced Keyless Entry & Start System with push-button start							
Instrument panel center display (clock, audio, A/C, outside temp)							
Remote keyless illuminated entry with trunk lid release							
Power door locks							
Carpeted floor mats							
Leather-wrapped shift knob							
Leather-wrapped steering wheel							
Tilt & telescopic steering wheel with mounted audio controls							
Cruise control with steering wheel-mounted controls							
Trip computer, illustrates miles per gallon and range to empty							
Welcome mode (ground illumination & interior lighting)							
Key-activated remote down windows (front windows only)							
Power windows with driver/passenger one-touch-open/close feature							
Storage							
Illuminated and lockable glove compartment							
Oversized overhead sunglasses holder							
Center console armrest with covered dual storage compartments							
Sliding center console armrest with covered dual storage compartments							
Front door storage pockets with bottle holders							
Cup holders, (2) front & (2) rear (in armrest)							
Front seatback storage pockets							
Seating and Trim							
60/40 split fold-down rear seats with remote operation							
Cloth door trim							
Synthetic leather door trim							
Reclining front bucket seats							
Driver's seat with manual height adjustment							
Driver's seat memory with mirror adjust function							
8-way power driver's seat w/ manual lumbar support							
Power passenger seat							

Heated front seats	--	--	--	Ⓢ	--	--	Ⓢ
Front height-adjustable headrests	Ⓢ	Ⓢ	Ⓢ	Ⓢ	Ⓢ	Ⓢ	Ⓢ
Rear headrests	Ⓢ	Ⓢ	Ⓢ	Ⓢ	Ⓢ	Ⓢ	Ⓢ
Cloth seats	Ⓢ	Ⓢ	Ⓢ	--	Ⓢ	Ⓢ	--
Cloth and leather-trimmed seats	--	--	□	--	--	□	--
Leather-trimmed seats	--	--	--	Ⓢ	--	--	Ⓢ
Color-keyed scuff plates	Ⓢ	Ⓢ	Ⓢ	Ⓢ	Ⓢ	Ⓢ	Ⓢ

Audio System

Auxiliary audio input jack	--	Ⓢ	Ⓢ	Ⓢ	Ⓢ	Ⓢ	Ⓢ
AM/FM/CD MP3 compatible 6-speaker sound system	Ⓢ	Ⓢ	Ⓢ	Ⓢ	Ⓢ	Ⓢ	Ⓢ
6-speaker sound system (4 full-range door speakers & 2 tweeters)	Ⓢ	Ⓢ	Ⓢ	Ⓢ	Ⓢ	Ⓢ	Ⓢ
SIRIUS Satellite Radio-compatible audio system*	Ⓢ	Ⓢ	Ⓢ	Ⓢ	Ⓢ	Ⓢ	Ⓢ
BOSE® Premium Centerpoint® Surround System 10-speaker with amplified subwoofer	--	--	□	□	--	□	□
In-dash 6-disc CD/MP3 changer	--	--	□	□	--	□	□
Bluetooth® hands-free phone and audio	--	--	□	Ⓢ	--	□	Ⓢ
SIRIUS Satellite Radio	--	--	□	□	--	□	□
DVD navigation system, 7" display, touch screen, voice-activated	--	--	--	□	--	--	□

Instrumentation

Black with white lettering & red nighttime illumination gauges	Ⓢ	Ⓢ	--	--	Ⓢ	--	--
Electroluminescent gauges with red nighttime illumination	--	--	Ⓢ	Ⓢ	--	Ⓢ	Ⓢ
Tachometer	Ⓢ	Ⓢ	Ⓢ	Ⓢ	Ⓢ	Ⓢ	Ⓢ
Trip computer, illustrates miles per gallon and range to empty	Ⓢ	Ⓢ	Ⓢ	Ⓢ	Ⓢ	Ⓢ	Ⓢ

Interior Dimensions


















































































































Headroom without moonroof, front/rear (inches)	39.4/37.3
Headroom with moonroof, front/rear (inches)	38.1/37.3
Shoulder room, front/rear (inches)	57.3/56.5
Leg room, front/rear (inches)	42.5/38.0
Hip room, front/rear (inches)	55.1/55.9

Capacities

Passenger volume (cubic feet)	101.9
Cargo volume (cubic feet)	16.6
Total volume	118.5

Safety

 standard  option  not available

2009 MAZDA6 Sport Sedan	i SV	i SPORT	i TOURING	i GRAND TOURING	s SPORT	s TOURING	s GRAND TOURING
Safety and Security							
Blind Spot Monitoring (BSM) System	--	--			--		
Tire-Pressure Monitoring System (TPMS)							
Antitheft alarm system	--	--			--		
Engine-immobilizer antitheft system							
Fold-away brake pedal assembly							
Advanced dual front air bag supplemental restraint system (SRS)							
Side air curtains, front & rear coverage							
Side-impact air bags, front coverage							
Side-impact door beams, front & rear							
3-point safety belts – all seating positions *							
Front safety-belt pretensioners with force-limiters							
Child safety rear door locks							
LATCH child-safety-seat anchors							
Active front headrests							
Rear seat headrests							
Triple H body construction							
Anti-Lock Brake System (ABS) with Electronic Brakeforce Distribution (EBD), Traction Control System (TCS) and Dynamic Stability Control (DSC)							

2009 MAZDA6 Sport Sedan



Options & Packages

S standard □ option -- not available

2009 MAZDA6 Sport Sedan	i SV	i SPORT	i TOURING	i GRAND TOURING	s SPORT	s TOURING	s GRAND TOURING
Packages and Options							
Moonroof & Bose® Pkg	--	--	□	□	--	□	□
Convenience Pkg	--	--	□	--	--	□	--
Navigation system	--	--	--	□	--	--	□
5-speed sport automatic transmission	--	□	□	□	--	--	--
CAL emissions - CA/CT/MA/ME/NJ/NY/OR/PA/RI/VT/WA	□	□	□	□	□	□	□

* MSRP includes destination charges but excludes tax, title and license fees. Destination charges may vary in Alaska and Hawaii. Vehicles displayed may contain optional equipment at additional costs. Actual dealer price may vary.

† PZEV state vehicles (CA, MA, ME, NY, and VT) have slightly less. See spec page.

‡ Always wear your safety belt and secure children in the rear seat.