

# 2018 MAZDA3 SPECIFICATIONS



\*2017 model year shown.



mazda

# 2018 MAZDA3 4-DOOR SPORT



## ENGINE & MECHANICAL

ENGINE TYPE	SKYACTIV®-G 2.0L DOHC 4-cylinder with VVT
HORSEPOWER	155 hp @ 6000 rpm
TORQUE	150 lb-ft @ 4000 rpm
REDLINE	6800 rpm
DISPLACEMENT (CC)	1998
BORE X STROKE (MM)	83.5 x 91.2
COMPRESSION RATIO	13.0 : 1
FUEL SYSTEM	Advanced Direct Injection
RECOMMENDED FUEL	Regular unleaded
VALVETRAIN	Chain-driven dual overhead cams, 4 valves per cylinder with variable intake valve timing (VVT)
IGNITION SYSTEM	Direct coil-on-plug electronic ignition with platinum-tipped spark plugs
ENGINE BLOCK	Aluminum alloy
CYLINDER HEAD	Aluminum alloy
EMISSION CONTROL TYPE (FED/CAL)	PZEV
SKYACTIV-VEHICLE DYNAMICS WITH G-VECTORING CONTROL	

## EPA-ESTIMATED FUEL ECONOMY

FWD, MANUAL TRANSMISSION (CITY/HWY/COMBINED) <sup>1</sup>	27 / 37 / 31
FWD, AUTOMATIC TRANSMISSION (CITY/HWY/COMBINED) <sup>1</sup>	28 / 37 / 31

## DRIVETRAIN

TYPE	Front-wheel drive (FWD)	
MANUAL TRANSMISSION	SKYACTIV®-MT 6-speed overdrive	
AUTOMATIC TRANSMISSION	SKYACTIV®-DRIVE 6-speed automatic transmission with manual-shift and Sport mode	
GEAR RATIOS (:1)	6 AT	6MT
1ST	3.552	3.363
2ND	2.022	1.947
3RD	1.452	1.300
4TH	1.000	1.029
5TH	0.708	0.837
6TH	0.599	0.680
REVERSE	3.893	3.385
FINAL DRIVE	3.591	3.850

## CHASSIS


BRAKES	4-wheel disc
- FRONT	11.02-inch vented disc
- REAR	10.43-inch solid disc
- ABS	4-wheel, 4-channel with Electronic Brakeforce Distribution and Brake Assist
STEERING TYPE	Power rack-and-pinion with variable assist
POWER ASSIST	Electric Power Assist Steering (EPAS)
OVERALL STEERING RATIO	14 : 1
STEERING WHEEL TURNS, LOCK-TO-LOCK	2.57
TURNING CIRCLE DIAMETER, CURB-TO-CURB (FT)	34.8
SUSPENSION	4-wheel independent
- FRONT	MacPherson strut with stabilizer bar
- REAR	Multilink with stabilizer bar
WHEEL SIZE (IN)	16 x 6.5 steel wheels with full wheel covers
TIRE SIZE	P205/60R16 all-season tires
TEMPORARY SPARE TIRE	T125/70D 16

## WEIGHTS & CAPACITIES

CURB WEIGHT (LBS)	2,899 (MT) / 2,967 (AT)
FUEL CAPACITY (GALLONS)	13.2

## EXTERIOR

### EXTERIOR DIMENSIONS



WHEELBASE (IN)	106.3
TRACK, FRONT (IN)	61.2
TRACK, REAR (IN)	61.4
LENGTH, WITH LICENSE PLATE HOLDER (IN)	180.3
WIDTH (IN)	70.7
HEIGHT (IN)	57.3
MINIMUM GROUND CLEARANCE, LADEN (IN)	6.1

### EXTERIOR FEATURES

Halogen headlights

Daytime Running Lights

Variable-intermittent windshield wipers

Body-colored power side mirrors

Black beltline trim

Black matte-finish front grille insert

Integrated rear-window antenna

## INTERIOR

### INTERIOR DIMENSIONS & CAPACITIES

HEADROOM, FRONT/REAR (IN)	38.6 / 37.6
SHOULDER ROOM, FRONT/REAR (IN)	57.2 / 54.4
HIP ROOM, FRONT/REAR (IN)	55.5 / 53.5
LEGGROOM, FRONT/REAR (IN)	42.2 / 35.8
EPA PASSENGER VOLUME (CU FT)	96.3
EPA CARGO VOLUME (CU FT)	12.4

### COMFORT & CONVENIENCE

Air conditioning with pollen filter

Power windows with driver's one-touch-down/up feature

Power door locks with 2-stage unlocking feature

Cruise control with steering-wheel-mounted controls

Remote keyless entry system

Remote fuel door release

Push button start

Tilt & telescopic steering column

Manual day/night rearview mirror

Driver and passenger-side covered visor vanity mirrors

12-volt power outlet

Dual map lights, rear cabin light

Rear window defogger with timer

### STORAGE

Glove compartment

Front center console armrest with covered storage

Dual front cup holders

Front door storage pockets with bottle holders

Front passenger-side seatback pocket

Rear door bottle holders

### SEATING & TRIM

5-passenger seating

6-way manual adjustable driver's seat

60/40 split fold-down rear seatback

Cloth-trimmed sport seats

Carpet floor mats

## AUDIO & INFOTAINMENT

7" full-color touch screen display

AM/FM audio system with 6 speakers

Bluetooth® hands-free phone and audio streaming capability

MAZDA CONNECT™ Infotainment System<sup>2</sup>

- Multifunction Commander control
- Infotainment system voice command
- Radio Broadcast Data System program information
  - Aha™ internet radio integration
    - HD Radio™
  - Pandora® internet radio integration
  - Stitcher™ internet radio integration
- SMS text message audio delivery and reply
- E911 automatic emergency notification

Auxiliary audio input jack

USB Audio Input, 2 in front center console

Steering wheel-mounted audio controls

## INSTRUMENTATION

Analog speedometer and digital tachometer

Dual trip odometers

Trip computer

## SAFETY & SECURITY

Advanced dual front air bags with passenger weight sensors (Mazda Advanced Restraint System)<sup>4</sup>

Front seat-mounted side-impact air bags and side-impact air curtains<sup>4</sup>

3-point safety belts for all seating positions

Headrests, adjustable - front & rear - all seating positions

Front safety-belt pretensioners with force limiters

Whiplash-reducing front seat headrests

Anti-lock Brake System with Electronic Brakeforce Distribution & Brake Assist

Hill Launch Assist

Dynamic Stability Control<sup>5</sup> with Traction Control System

Smart City Brake Support<sup>7</sup>

Rearview camera<sup>8</sup>

SKYACTIV®-Body Ring Structure

Side-impact door beams

Collapsible steering column

Foldaway brake pedal assembly

Engine-immobilizer antitheft system

Keyless remote panic button (on key fob)

Automatic door locks (speed-sensitive and transmission-sensitive)

Tire Pressure Monitoring System (TPMS)

LATCH child safety seat anchors & upper tethers

Child safety rear door locks

## PACKAGES & OPTIONS

### PACKAGES

#### Preferred Equipment Package

- 16-inch aluminum alloy wheels
  - Bright beltline trim
- Heated body-colored power mirrors with integrated turn signals
- Premium cloth-trimmed sport seats
- Rear seat armrest with cupholders
  - Auto On/Off headlights
  - Rain-sensing windshield wipers
- Advanced Blind Spot Monitoring with Rear Cross Traffic Alert<sup>6</sup>

### OPTIONS

Machine Gray Metallic Paint

Snowflake White Pearl Mica Paint

Soul Red Metallic Paint

# 2018 MAZDA3 4-DOOR TOURING



## ENGINE & MECHANICAL

ENGINE TYPE	SKYACTIV®-G 2.5L DOHC 4-cylinder with VVT
HORSEPOWER	184 hp @ 5700 rpm
TORQUE	185 lb-ft @ 3250 rpm
REDLINE	6500 rpm
DISPLACEMENT (CC)	2488
BORE X STROKE (MM)	89.0 x 100.0
COMPRESSION RATIO	13.0 : 1
FUEL SYSTEM	Advanced Direct Injection
RECOMMENDED FUEL	Regular unleaded
VALVETRAIN	Chain-driven dual overhead cams, 4 valves per cylinder with variable intake valve timing (VVT)
IGNITION SYSTEM	Direct coil-on-plug electronic ignition with platinum-tipped spark plugs
ENGINE BLOCK	Aluminum alloy
CYLINDER HEAD	Aluminum alloy
EMISSION CONTROL TYPE (FED/CAL)	PZEV (AT) , ULEV (MT)
SKYACTIV-VEHICLE DYNAMICS WITH G-VECTORING CONTROL	

## EPA-ESTIMATED FUEL ECONOMY

FWD, MANUAL TRANSMISSION (CITY/HWY/COMBINED) <sup>1</sup>	25 / 34 / 29
FWD, AUTOMATIC TRANSMISSION (CITY/HWY/COMBINED) <sup>1</sup>	27 / 36 / 30



## DRIVETRAIN

TYPE	Front-wheel drive (FWD)	
MANUAL TRANSMISSION	SKYACTIV®-MT 6-speed overdrive	
AUTOMATIC TRANSMISSION	SKYACTIV®-DRIVE 6-speed automatic transmission with manual-shift and Sport mode	
GEAR RATIOS (:1)	6 AT	6MT
1ST	3.552	3.363
2ND	2.022	1.947
3RD	1.452	1.300
4TH	1.000	1.029
5TH	0.708	0.837
6TH	0.599	0.680
REVERSE	3.893	3.724
FINAL DRIVE	3.389	3.850

## CHASSIS


BRAKES	4-wheel disc	
- FRONT	11.61-inch vented disc	
- REAR	10.43-inch solid disc	
- ABS	4-wheel, 4-channel with Electronic Brakeforce Distribution and Brake Assist	
STEERING TYPE	Power rack-and-pinion with variable assist	
POWER ASSIST	Electric Power Assist Steering (EPAS)	
OVERALL STEERING RATIO	14 : 1	
STEERING WHEEL TURNS, LOCK-TO-LOCK	2.57	
TURNING CIRCLE DIAMETER, CURB-TO-CURB (FT)	34.8	
SUSPENSION	4-wheel independent	
- FRONT	MacPherson strut with stabilizer bar	
- REAR	Multilink with stabilizer bar	
WHEEL SIZE (IN)	18 x 7.0 aluminum alloy with Dark Silver finish	
TIRE SIZE	P215/45R18 all-season tires	
TEMPORARY SPARE TIRE	T125/70D 16	

## WEIGHTS & CAPACITIES

CURB WEIGHT (LBS)	2,899 (MT) / 2,967 (AT)	
FUEL CAPACITY (GALLONS)	13.2	

## EXTERIOR

### EXTERIOR DIMENSIONS



WHEELBASE (IN)	106.3
TRACK, FRONT (IN)	61.2
TRACK, REAR (IN)	61.4
LENGTH WITH FRONT LICENSE PLATE HOLDER (IN)	180.3
WIDTH (IN)	70.7
HEIGHT (IN)	57.3
MINIMUM GROUND CLEARANCE, LADEN (IN)	6.1

### EXTERIOR FEATURES

Halogen headlights

Automatic on/off headlights

Daytime Running Lights

Rain-sensing variable-intermittent windshield wipers

Body-colored power and heated side mirrors with integrated turn signals

Bright beltline trim

Integrated rear-window antenna

Black matte-finish front grille insert

Rear decklid spoiler

## INTERIOR

### INTERIOR DIMENSIONS & CAPACITIES

HEADROOM, FRONT/REAR (IN)	38.6 / 37.6
SHOULDER ROOM, FRONT/REAR (IN)	57.2 / 54.4
HIP ROOM, FRONT/REAR (IN)	55.5 / 53.5
LEGGROOM, FRONT/REAR (IN)	42.2 / 35.8
EPA PASSENGER VOLUME (CU FT)	96.3
EPA CARGO VOLUME (CU FT)	12.4

### COMFORT & CONVENIENCE

- Dual-zone automatic climate control with pollen filter
- Power windows with driver's one-touch-down/up feature
- Power door locks with 2-stage unlocking feature
- Cruise control with steering-wheel-mounted controls
- Mazda Advanced Keyless Entry
- Push button start
- Tilt & telescopic steering column
- Manual day/night rearview mirror
- Driver and passenger-side illuminated covered visor vanity mirrors
- 12-volt power outlet
- Dual map lights, rear cabin light
- Remote fuel door release
- Rear window defogger with timer

### STORAGE

- Glove compartment
- Front center console armrest with covered storage
- Dual front cup holders
- Front door storage pockets with bottle holders
- Front passenger-side seatback pocket
- Rear center armrest with cup holders
- Rear door bottle holders
- Overhead console with sunglasses holder

### SEATING & TRIM

- 5-passenger seating capacity
- 6-way power adjustable driver's seat with manual lumbar adjustment
- Variable heated front seats
- 60/40 split fold-down rear seatback

Black leatherette-trimmed sport seats

Carpet floor mats

Leather-wrapped steering wheel and shifter

## **AUDIO & INFOTAINMENT**

7" full-color touch screen display

AM/FM audio system with 6 speakers

Bluetooth® hands-free phone and audio streaming capability

MAZDA CONNECT™ Infotainment System<sup>2</sup>

- Multifunction Commander control
- Infotainment system voice command
- Radio Broadcast Data System program information
  - Aha™ internet radio integration
    - HD Radio™
  - Pandora® internet radio integration
  - Stitcher™ internet radio integration
- SMS text message audio delivery and reply
- E911 automatic emergency notification

Auxiliary audio input jack

USB Audio Input, 2 in front center console

Steering wheel-mounted audio controls

## **INSTRUMENTATION**

Analog speedometer and digital tachometer

Dual trip odometers

Trip computer

## **SAFETY & SECURITY**

Advanced dual front air bags with passenger weight sensors (Mazda Advanced Restraint System)<sup>4</sup>

Front seat-mounted side-impact air bags and side-impact air curtains<sup>4</sup>

3-point safety belts for all seating positions

Headrests, adjustable - front & rear - all seating positions

Front safety-belt pretensioners with force limiters

Whiplash-reducing front seat headrests

Anti-lock Brake System with Electronic Brakeforce Distribution & Brake Assist

Hill Launch Assist

Dynamic Stability Control<sup>5</sup> with Traction Control System

Advanced Blind Spot Monitoring with Rear Cross Traffic Alert<sup>6</sup>

Smart City Brake Support<sup>7</sup>

Rearview camera<sup>8</sup>

SKYACTIV®-Body Ring Structure

Side-impact door beams

Collapsible steering column

Foldaway brake pedal assembly

Engine-immobilizer antitheft system

Keyless remote panic button (on key fob)

Automatic door locks (speed-sensitive and transmission-sensitive)

Tire Pressure Monitoring System (TPMS)

LATCH child safety seat anchors & upper tethers

Child safety rear door locks

## **PACKAGES & OPTIONS**

### **PACKAGES**

**Bose®/Moonroof/Satellite Radio Package (Standard on Manual Transmission, Optional on Automatic Transmission)**

- Roof-mounted "shark fin" antenna
- Power sliding-glass moonroof with one-touch-open feature and interior sunshade
- Bose® 9 speaker surround sound system with Centerpoint® 2 and AudioPilot® 2
- SiriusXM Satellite Radio with 4-month trial subscription<sup>3</sup>

### **OPTIONS**

**Machine Gray Metallic Paint**

**Snowflake White Pearl Mica Paint**

**Soul Red Metallic Paint**

# 2018 MAZDA3 4-DOOR GRAND TOURING



## ENGINE & MECHANICAL

ENGINE TYPE	SKYACTIV®-G 2.5L DOHC 4-cylinder with VVT
HORSEPOWER	184 hp @ 5700 rpm
TORQUE	185 lb-ft @ 3250 rpm
REDLINE	6500 rpm
DISPLACEMENT (CC)	2488
BORE X STROKE (MM)	89.0 x 100.0
COMPRESSION RATIO	13.0 : 1
FUEL SYSTEM	Advanced Direct Injection
RECOMMENDED FUEL	Regular unleaded
VALVETRAIN	Chain-driven dual overhead cams, 4 valves per cylinder with variable intake valve timing (VVT)
IGNITION SYSTEM	Direct coil-on-plug electronic ignition with platinum-tipped spark plugs
ENGINE BLOCK	Aluminum alloy
CYLINDER HEAD	Aluminum alloy
EMISSION CONTROL TYPE (FED/CAL)	ULEV (MT); PZEV (AT)
SKYACTIV-VEHICLE DYNAMICS WITH G-VECTORING CONTROL	

## EPA-ESTIMATED FUEL ECONOMY

FWD, MANUAL TRANSMISSION (CITY/HWY/COMBINED) <sup>1</sup>	25 / 34 / 29
FWD, AUTOMATIC TRANSMISSION (CITY/HWY/COMBINED) <sup>1</sup>	27 / 36 / 30

## DRIVETRAIN

TYPE	Front-wheel drive (FWD)	
MANUAL TRANSMISSION	SKYACTIV <sup>®7</sup> -MT 6-speed overdrive	
AUTOMATIC TRANSMISSION	SKYACTIV <sup>®7</sup> -DRIVE 6-speed automatic transmission with manual-shift and Sport mode	
GEAR RATIOS (:1)	6 AT	6MT
1ST	3.552	3.700
2ND	2.022	1.947
3RD	1.452	1.300
4TH	1.000	1.029
5TH	0.708	0.837
6TH	0.599	0.680
REVERSE	3.893	3.724
FINAL DRIVE	3.389	3.850

## CHASSIS


BRAKES	4-wheel disc	
- FRONT	11.61-inch vented disc	
- REAR	10.43-inch solid disc	
- ABS	4-wheel, 4-channel with Electronic Brakeforce Distribution and Brake Assist	
STEERING TYPE	Power rack-and-pinion with variable assist	
POWER ASSIST	Electric Power Assist Steering (EPAS)	
OVERALL STEERING RATIO	14 : 1	
STEERING WHEEL TURNS, LOCK-TO-LOCK	2.57	
TURNING CIRCLE DIAMETER, CURB-TO-CURB (FT)	34.8	
SUSPENSION	4-wheel independent	
- FRONT	MacPherson strut with stabilizer bar	
- REAR	Multilink with stabilizer bar	
WHEEL SIZE (IN)	18 x 7.0 aluminum alloy with Dark Silver finish	
TIRE SIZE	P215/45R18 all-season tires	
TEMPORARY SPARE TIRE	T125/70D 16	

## WEIGHTS & CAPACITIES

CURB WEIGHT (LBS)	3,013 (MT) / 3,100 (AT)	
FUEL CAPACITY (GALLONS)	13.2	

## EXTERIOR

### EXTERIOR DIMENSIONS



WHEELBASE (IN)	106.3
TRACK, FRONT (IN)	61.2
TRACK, REAR (IN)	61.4
LENGTH, WITH LICENSE PLATE HOLDER (IN)	180.3
WIDTH (IN)	70.7
HEIGHT (IN)	57.3
MINIMUM GROUND CLEARANCE, LADEN (IN)	6.1

### EXTERIOR FEATURES

Bi-LED headlights with auto leveling

Automatic on/off headlights

LED fog lights

LED Daytime Running Lights

LED combination taillights

Rain-sensing variable-intermittent windshield wipers

Body-colored power and heated side mirrors with integrated turn signals

Bright beltline trim

Power sliding-glass moonroof with one-touch-open feature and interior sunshade

Roof-mounted "shark fin" antenna



Black metallic front grille insert

Rear decklid spoiler

## INTERIOR

### INTERIOR DIMENSIONS & CAPACITIES

HEADROOM, FRONT/REAR WITH MOONROOF (IN)	37.6 / 37.5
SHOULDER ROOM, FRONT/REAR (IN)	57.2 / 54.4
HIP ROOM, FRONT/REAR (IN)	55.5 / 53.5
LEGGROOM, FRONT/REAR (IN)	42.2 / 35.8
EPA PASSENGER VOLUME (CU FT)	96.3
EPA CARGO VOLUME (CU FT)	12.4

### COMFORT & CONVENIENCE

Dual-zone automatic climate control with pollen filter

Power windows with driver's one-touch-down/up feature

Power door locks with 2-stage unlocking feature

Cruise control with steering-wheel-mounted controls

Mazda Advanced Keyless Entry

Push button start

Tilt & telescopic steering column

Manual day/night rearview mirror

Driver and passenger-side illuminated covered visor vanity mirrors

12-volt power outlet

Dual map lights, rear cabin light

Remote fuel door release

Rear window defogger with timer

### STORAGE

Glove compartment

Front center console armrest with covered storage

Dual front cup holders

Front door storage pockets with bottle holders

Front passenger-side seatback pocket

Rear center armrest with cup holders

Rear door bottle holders

Overhead console with sunglasses holder

### SEATING & TRIM

5-passenger seating capacity

6-way power adjustable driver's seat with manual lumbar adjustment

Variable heated front seats

60/40 split fold-down rear seatback

Perforated leather-trimmed sport seats

Carpet floor mats

Leather-wrapped steering wheel and shifter

## **AUDIO & INFOTAINMENT**

7" full-color touch screen display

Bose® 9 speaker surround sound system with Centerpoint® 2 and AudioPilot® 2

Bluetooth® hands-free phone and audio streaming capability

MAZDA CONNECT™ Infotainment System<sup>2</sup>

- Multifunction Commander control
- Infotainment system voice command
- Radio Broadcast Data System program information
  - Aha™ internet radio integration
    - HD Radio™
  - Pandora® internet radio integration
  - Stitcher™ internet radio integration
- SMS text message audio delivery and reply
- E911 automatic emergency notification

SiriusXM Satellite Radio with 4-month trial subscription<sup>3</sup>

Auxiliary audio input jack

USB Audio Input, 2 in front center console

Steering wheel-mounted audio controls

## **INSTRUMENTATION**

Analog tachometer and digital speedometer

Full-Color Active Driving Display

Dual trip odometers

Trip computer

## **SAFETY & SECURITY**

Advanced dual front air bags with passenger weight sensors (Mazda Advanced Restraint System)<sup>4</sup>

Front seat-mounted side-impact air bags and side-impact air curtains<sup>4</sup>

3-point safety belts for all seating positions

Headrests, adjustable - front & rear - all seating positions

Front safety-belt pretensioners with force limiters

Whiplash-reducing front seat headrests

Anti-lock Brake System with Electronic Brakeforce Distribution & Brake Assist

Hill Launch Assist

Dynamic Stability Control<sup>5</sup> with Traction Control System

Advanced Blind Spot Monitoring with Rear Cross Traffic Alert<sup>6</sup>

Smart City Brake Support<sup>7</sup>

Rearview camera<sup>8</sup>

SKYACTIV<sup>®</sup>-Body Ring Structure

Side-impact door beams

Collapsible steering column

Foldaway brake pedal assembly

Engine-immobilizer antitheft system

Keyless remote panic button (on key fob)

Automatic door locks (speed-sensitive and transmission-sensitive)

Tire Pressure Monitoring System (TPMS)

LATCH child safety seat anchors & upper tethers

Child safety rear door locks

## PACKAGES & OPTIONS

### PACKAGES

**Premium Equipment Package (Standard on Manual Transmission, Optional on Automatic Transmission)**

- High Beam Control
- Adaptive Front-lighting System
  - Heated steering wheel
  - Paddle shifters (AT only)
  - Mazda Navigation System
- Auto-dimming rearview mirror with HomeLink<sup>®</sup>
- Lane Departure Warning System<sup>9</sup>
  - Lane Keep Assist<sup>9</sup>
- Mazda Radar Cruise Control<sup>10</sup>
  - Smart Brake Support<sup>11</sup>
  - Traffic Sign Recognition<sup>12</sup>

### OPTIONS

**Machine Gray Metallic Paint**

**Snowflake White Pearl Mica Paint**

**Soul Red Metallic Paint**

## WARRANTY

Every new Mazda comes with a comprehensive limited warranty that provides coverage in the unlikely event a repair is needed in the first years after your vehicle's purchase. We'll be right there with you all the time, wherever you go by providing warranty coverage and roadside assistance so that the total enjoyment of driving a Mazda never stops.

Mazda Limited Warranty Coverage:

3-year/36,000-mile*	"Bumper-to-Bumper" Limited Warranty
5-year/60,000-mile*	Limited Powertrain Warranty
3-year/36,000-mile*	24/7 Roadside Assistance Program

\*Whichever comes first. See dealer for details.

### BUMPER-TO-BUMPER LIMITED WARRANTY

Mazda warrants that new Mazda cars and trucks will be free of defects with normal use and prescribed maintenance for 36 months or 36,000 miles, whichever comes first. Ordinary maintenance items or adjustments, parts subject to normal wear and replacement and certain other items are excluded. This transferable "limited warranty" is included on all new Mazda vehicles sold and serviced in the United States.

### LIMITED POWERTRAIN WARRANTY

Mazda warrants that the Powertrain Components of new Mazda cars and trucks will be free of defects with normal use and prescribed maintenance for 60 months or 60,000 miles, whichever comes first. Ordinary maintenance items or adjustments, parts subject to normal wear and replacement and certain other items are excluded. This "limited warranty" is transferable during the warranty period on all new Mazda vehicles sold and serviced in the United States.

### 24/7 ROADSIDE ASSISTANCE

If Mazda vehicle is not driveable due to a warranted part failure during the coverage period of the New Vehicle Limited Warranty (36 months/36,000 miles), towing service will be covered to the nearest Mazda Dealer. In addition, if a Mazda vehicle is not driveable due to the failure of a warranted powertrain component, then towing service will be covered during the coverage period of the Powertrain Limited Warranty (60 months/60,000 miles).

Call 1-800-866-1998



**ROADSIDE  
ASSISTANCE**



Or download the free Mazda Assist mobile app to your iPhone®\*.

\* iPhone is a registered trademark of Apple Computer, Inc.

### DISCLAIMERS

Product Changes and Options Availability: Following publication of this website, certain changes in standard equipment, options, prices and the like, or product delays may have occurred which would not be included here. Your Mazda Dealer is your best source for up-to-date information. Mazda reserves the right to change product specifications at any time without incurring obligations. Options shown or described on this website are available at extra cost and may be offered only in combination with other options or subject to additional ordering requirements or limitations.

1 EPA-estimated mileage. Actual results will vary, depending on driving conditions.

2 Don't drive while distracted. Even with voice commands, only use MAZDA CONNECT™/ other devices when safe. Some features may be locked out while the vehicle is in motion. Not all features are compatible with all phones. Message and data rates may apply.

3 SiriusXM Satellite Radio reception requires a subscription and Mazda satellite radio. Subscriptions to SiriusXM services are sold by SiriusXM after a 4-month trial subscription to the SiriusXM All Access package expires and are continuous until you call SiriusXM at 1-866-635-2349 to cancel. See SiriusXM Customer Agreement for complete terms at [www.siriusxm.com](http://www.siriusxm.com). Sirius satellite service available only to those at least 18 and older in the 48 contiguous USA, DC, and P.R. (with coverage limitations). Sirius, XM and all related marks and logos are trademarks of Sirius XM Radio Inc.

4 Always wear your seat belt and ensure that the passenger air bag deactivation light is illuminated when using a child- or infant-restraint system. Please see your Owner's Manual for details.

5 Dynamic Stability Control (DSC) is an electronic system designed to help the driver maintain control under adverse conditions. It is not a substitute for safe driving practices. Factors including speed, road conditions and driver steering input can all affect whether DSC will be effective in preventing loss of control. Please see the Owner's Manual for further details.

6 Always check your mirrors. Be aware of the traffic around you. There are limitations to the range and detection of the system. Please see your Owner's Manual for further details.

7 Smart City Brake Support operates in certain low-speed situations between about 2 and 18 mph. Factors including speed, road conditions and driver input can all impact stopping distance. Smart City Brake Support is not a substitute for safe and attentive driving and does not guarantee instant stopping. Please see your owner's manual for further details.

8 Rearview camera does not provide a comprehensive view of the entire rear area of this vehicle. Always check your surroundings.

9 Lane Departure Warning and Lane Keep Assist systems are not a substitute for safe and attentive driving. There are limitations to the range and detection of the system. Please see your owner's manual for further details.

10 Mazda Radar Cruise Control system and Forward Obstruction Warning are not a substitutes for safe and attentive driving. There are limitations to the range and detection of the systems. Please see your owner's manual for further details.

11 Smart Brake Support operates under certain conditions above 10 mph. It is not a substitute for safe and attentive driving. Factors including movement and shape of the object in front of the vehicle, weather and road conditions can all impact automatic brake control and collision warning.

12 Traffic Sign Recognition System is not a substitute for safe and attentive driving. Factors including weather and the condition of the traffic sign can all impact recognition or display of the sign. Always check the traffic signs visually while driving. There are limitations to the range and detection of the system. Please see your Owner's Manual for further details.